


Fingertip Joystick

JFT...

Single-axis joystick for easy and ergonomic actuation

- + Compact design for simple "on top" installation in control panels
- + Parallel arrangement in the tightest installation spaces possible
- + High reliability and long lifetime thanks to contactless, shielded Hall Effect technology
- + Developed for adverse environmental conditions, protection class IP 67 (electronics)
- + Completely sealed above installation level, protection class IP 67
- + Angled actuator with soft-touch finger rest for optimum ergonomics
- + Color-coded actuator cap and customized symbol imprints for maximum user-friendliness



Use

Due to its compact design, the fingertip joystick is ideal for use in control panels and armrests. The area of application ranges from industrial trucks, agricultural and construction machinery to countless industry applications.

The JFT with its easy "on top" installation and unique ergonomic design is the optimum solution for controlling functions in forklifts, tractors and wheel loaders.

Variants

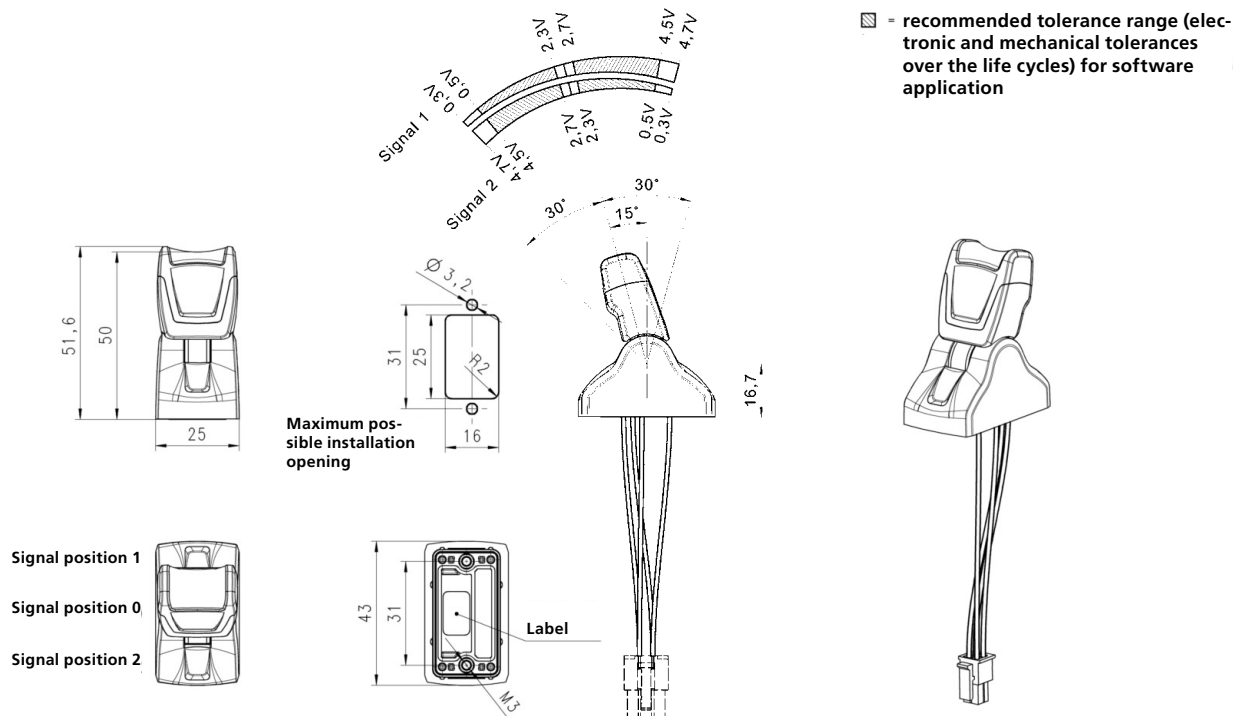
The JFT is available with single and dual channel, ratiometric-analog output signals. The detent or no-detent end positions allow a broad range of commercial vehicle functions to be implemented. The large selection of actuator colors and symbols enable the operator to visually assign functions.

The relevant corresponding technical documents will be supplied with the product.

Certain product descriptions can be similar therefore please ensure that you have the latest version of documentation for your specific product prior to any use. elobau reserves the right to change technical data and documentation without notice.

elobau GmbH & CO. KG | Zeppelinstr. 44 | 88299 Leutkirch | Germany | t +49 (0) 7561 970-0 f +49 (0) 7561 970-100 | www.elobau.com
JFT... – Version 1.2

Mechanical assembly



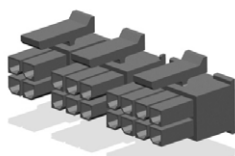
Installation dimensions

Installation size	43 x 25 x 51.6 mm installation depth below fastening level 0 mm
Installation	Threaded holes for 2 x M3 screws
Height of operating lever	35 mm from pivot point

Key mechanical data

Technology	Contactless Hall sensor technology
Actuation	Single-axis
Mechanical service life	≥ 5 million cycles - no detent ≥ 2 million cycles - detent
Deflection	± 30°
Actuation type	No detent, detent, no detent with feel points
Actuation force	No detent 3.5 N...4 N Detent 12 N... 14 N
Detent position	± 30°
Position of feel points	± 23°
Static capacity	≥ 200 N at 35 mm from pivot point

Working temperature range	-40°C...+85°C DIN IEC 68
Storage temperature range	-40°C...+85°C DIN IEC 68
Protection class electronic	IP 67 DIN EN 60529
Protection class mechanical	IP 50 DIN EN 60529
Protection class above installation level	IP 67 DIN EN 60529
Connection	Wire outlet 0.1 mm², 0.34 mm², 0.5 mm²
Connector	4/6 pin Molex Mini-Fit Jr. series 5557 4/6 pin Molex Micro-Fit



Molex Micro-Fit

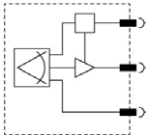
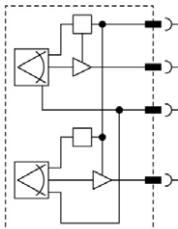
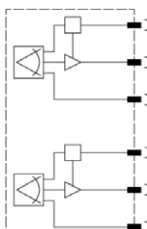


Molex Mini-Fit Jr.

Analog electrical data

	Analog output
Operating voltage	4.5...5.5 V DC
Max. operating current	15 mA
Output signal	0.5...4.5 V DC
Neutral position	2.5 V DC
Load resistance	> 20 kΩ
EMC	Tested in accordance with DIN EN 12895 (Electromagnetic compatibility for industrial trucks) Tested in accordance with DIN EN 13309 (Electromagnetic compatibility for construction machinery) Tested in accordance with DIN EN ISO 14982 (Electromagnetic compatibility for agricultural and forestry machinery)

Wiring

Analog	Analog semi-redundant	Analog redundant
		

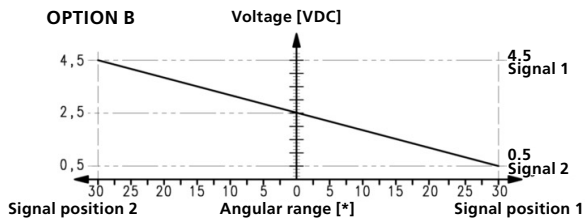
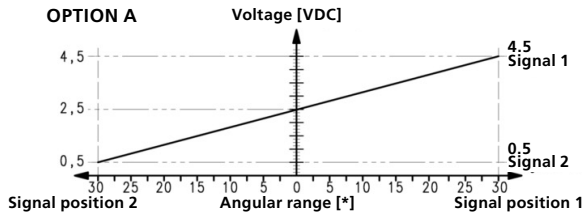
The relevant corresponding technical documents will be supplied with the product.

Certain product descriptions can be similar therefore please ensure that you have the latest version of documentation for your specific product prior to any use. elobau reserves the right to change technical data and documentation without notice.
elobau GmbH & CO. KG | Zeppelinstr. 44 | 88299 Leutkirch | Germany | t +49 (0) 7561 970-0 f +49 (0) 7561 970-100 | www.elobau.com
JFT... – Version 1.2

Circuitry signal pattern

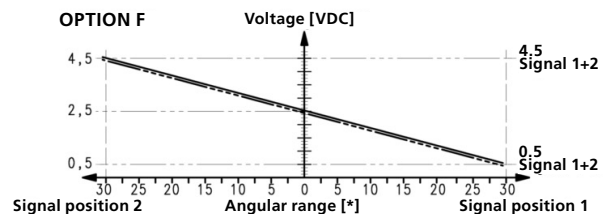
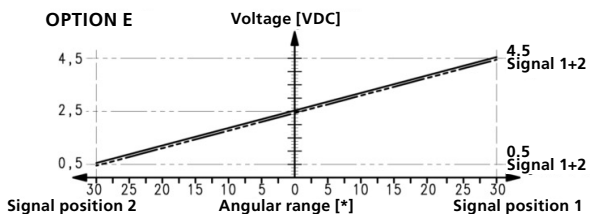
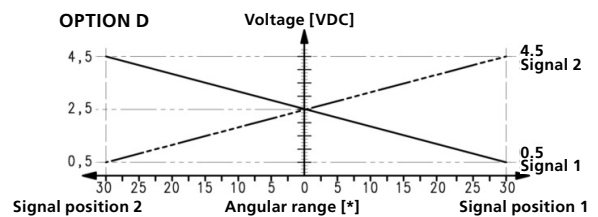
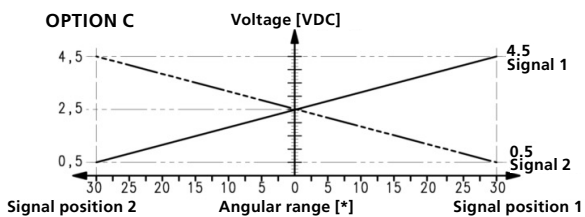
Analog, one signal output

- 4.5...0.5 V DC, $\pm 30^\circ$ displacement
- 0.5...4.5 V DC, $\pm 30^\circ$ displacement



Analog, two signal outputs

- Opposing signals, 0.5...4.5 V DC/4.5...0.5 V DC, $\pm 30^\circ$ deflection
- Synchronous signals, 0.5...4.5 V DC or 4.5...0.5 V DC, $\pm 30^\circ$ deflection













The relevant corresponding technical documents will be supplied with the product.

Actuator colors



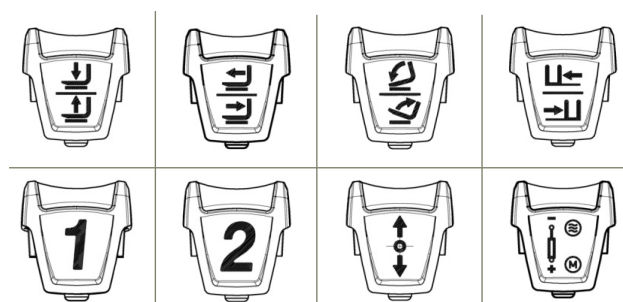
The following actuator colors are included in our standard range:

	RAL 9004 Signal Black		RAL 3001 Signal Red
	RAL 5005 Signal Blue		RAL 6010 Grass Green
	RAL 1023 Traffic Yellow		RAL 8001 Ochre Brown
	RAL 2010 Signal Orange		RAL 7042 Traffic Grey A
	RAL 7043 Traffic Grey B		RAL 4008 Signal Violet

Symbols

Individual symbols can be printed by means of pad printing and hot embossing.
The maximum size for symbols is 9 x 13 mm.

Some examples of symbols:

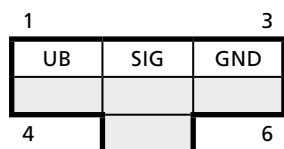


The relevant corresponding technical documents will be supplied with the product.

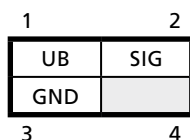
Standard pin assignment

Illustration shows all connectors viewed from wire side.

Analog single-channel

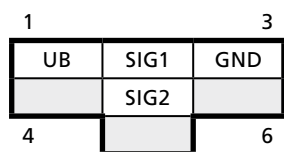


6-pin male connector




4-pin male connector

Analog semi-redundant

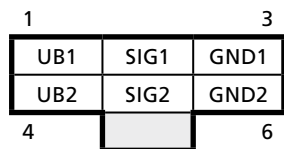


6-pin male connector



4-pin male connector

Analog fully-redundant



6-pin male connector

Specifications of your JFT fingertip joystick

Output signal / voltage supply

- ☐ Analog single-channel
- ☐ Analog semi-redundant
- ☐ Analog redundant


Function

- ☐ No detent
- ☐ Detent
- ☐ No detent with feel points

Symbol

- ☐ No symbol
- ☐ With symbol

Please sketch or choose symbol

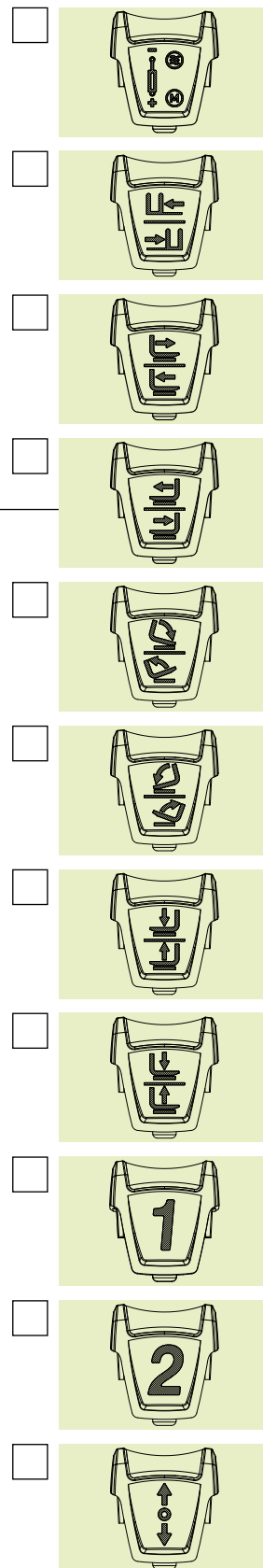


File available in *.dxf format

- ☐ Yes
- ☐ No

Actuator color

	Color name	Color number
<input type="checkbox"/>	 Signal Black	RAL 9004
<input type="checkbox"/>	 Signal Red	RAL 3001
<input type="checkbox"/>	 Signal Blue	RAL 5005
<input type="checkbox"/>	 Grass Green	RAL 6010
<input type="checkbox"/>	 Traffic Yellow	RAL 1023
<input type="checkbox"/>	 Ochre Brown	RAL 8001
<input type="checkbox"/>	 Signal Orange	RAL 2010
<input type="checkbox"/>	 Signal Grey A	RAL 7042
<input type="checkbox"/>	 Signal Grey B	RAL 7043
<input type="checkbox"/>	 Signal Violet	RAL 4008



The relevant corresponding technical documents will be supplied with the product.

Wire cross section

- ☐ 0.10 mm²
- ☐ 0.34 mm²
- ☐ 0.50 mm²

Connection type

- ☐ Wire outlet without connector
- ☐ Wire outlet with connector
- ☐ Molex Micro-Fit
- ☐ Molex Mini-Fit-Jr.

Circuitry signal pattern

- ☐ **A** 1 signal (forward rising)
- ☐ **B** 1 signal (forward falling)
- ☐ **C** 2 signals (signal 1 forward rising, signal 2 forward falling)
- ☐ **D** 2 signals (signal 1 forward falling, signal 2 forward rising)
- ☐ **E** 2 signals (signals 1 and 2 forward rising)
- ☐ **F** 2 signals (signals 1 and 2 forward falling)

The relevant corresponding technical documents will be supplied with the product.

Certain product descriptions can be similar therefore please ensure that you have the latest version of documentation for your specific product prior to any use. elobau reserves the right to change technical data and documentation without notice.
elobau GmbH & CO. KG | Zeppelinstr. 44 | 88299 Leutkirch | Germany | ☎ +49 (0) 7561 970-0 ☎ +49 (0) 7561 970-100 | www.elobau.com
JFT... – Version 1.2

Your product enquiry

Quantity	_____	Batch size	_____
Name / first name	_____		
Company	_____		
Address	_____		
Postal code / town	_____		
Country	_____		
☎	_____		
📧	_____		
E-Mail	_____		

Notes, questions, other

[illegible]